




VALVES



HIRSCH HYDRAULIC SERVICES



Unit 15, South Cape Industrial Park, 19 Leo Road, Diep River, Cape Town 7800


P.O. Box 334, Bergvliet 7864


Tel: (021) 706 7573


Cell: 0827287796 / 0833737556

Email: sales@hirschhyd.co.za


www.hirschhydraulics.co.za


<u>Part Number</u>	VALVES MONOBLOCK		RETAIL:
			01-10-2022
	<u>MB - 4 - TAK - BOK SERIES</u>		
	(60 LITRES FLOW RATE 1/2" PORTS)		
60H-MB-4-1-1-2	MB - 4 / 1 - S - 3 / 18 L / G - 4 / M 3	ONE SPOOL	
60H-MB-4-2-1-2	MB - 4 / 2 - S - 3 / 18 L / G - 4 / M 3	TWO SPOOL	
60H-MB-4-3-1-2	MB - 4 / 3 - S - 3 / 18 L / G - 4 / M 3	THREE SPOOL	
60H-MB-4-4-1-2	MB - 4 / 4 - S - 3 / 18 L / G - 4 / M 3	FOUR SPOOL	
60H-MB-4-5-1-2	MB - 4 / 5 - S - 3 / 18 L / G - 4 / M 3	FIVE SPOOL	
60H-MB-4-6-1-2	MB - 4 / 6 - S - 3 / 18 L / G - 4 / M 3	SIX SPOOL	
	<u>SPOOL TYPE</u>		
60H-YLMB43001	SPOOL DOUBLE ACTING ON PORT (A & B) (SPOOL TYPE 1)		
60H-YLMB43002	SPOOL MOTOR ACTING ON PORT (A & B) (SPOOL TYPE 2)		
60H-YLMB43003	SPOOL SINGLE ACTING ON PORT (A) (SPOOL TYPE 3) (SPOOL IN) LEVER OUT		
60H-YLMB43004	SPOOL SINGLE ACTING ON PORT (B) (SPOOL TYPE 4) (SPOOL OUT) LEVER IN		
	<u>SPOOL CONTROL</u>		
60H-YLMB44061	3 POSITION DETENT KIT TYPE (6-1)		
60H-YLMB44092	1 POSITION DETENT KIT TYPE (9-2) DETENT IN PORT B WITH SPRING CENTRED		
60H-YLMB44093	1 POSITION DETENT KIT TYPE (9-3) DETENT IN PORT A WITH SPRING CENTRED		
60H-YLMB44080	PNEUMATIC CONTROL KIT TYPE (8P)		
60H-YLMB48EP3	ELECTRO PNEUMATIC CONTROL KIT TYPE (8EP3) 12 OR 24 VOLT (TO BE ADDED TO ABOVE)		
60H-YLMB45002	JOYSTICK KIT TYPE (LCB)		
60H-YLMB44200	DUAL CONTROL KIT TYPE (8D2)		
	<u>ACCESSORIES</u>		
60H-YLMB45000	LEVER BOX KIT TYPE (L)		
60H-YLMB34007	LEVER BOX KIT TYPE (7 L) NYLON		
60H-YLMB44008	END CAP KIT TYPE (8)		
60H-YLMB35000	END CAP KIT TYPE (7) NYLON		
60H-YLMB45001	DUST CAP KIT TYPE (SPL)		
60H-YLMB08160	LEVER KIT TYPE (YLO2M8X160)		
60H-YLMB42003	RELIEF VALVE CARTRIDGE TYPE (MG-3) RANGE 63 - 200 BAR		
60H-YLMB42002S	RELIEF VALVE SPRING KIT TYPE (MG-2) RANGE 40 - 80 BAR		
60H-YLMB42003S	RELIEF VALVE SPRING KIT TYPE (MG-3) RANGE 63 - 200 BAR		
60H-YLMB42004S	RELIEF VALVE SPRING KIT TYPE (MG-4) RANGE 160 - 315 BAR		
60H-YLMB454121	DUMP - G04 - 12V DC (NC) - 2TXV021		
	<u>TECHNICAL SPECIFICATIONS</u>		
	<u>THREADS AND SIZES:</u>		
	A - PORT ON TOP	1/2" BSPP	
	B - PORT ON TOP	1/2" BSPP	
	P - PORT ON TOP	1/2" BSPP	
	T - PORT ON TOP	1/2" BSPP	
	C/O - PORT ON SIDE	1/2" BSPP	
	<u>RECOMMENDED FLOW RATE:</u>		
	60 LITRES PER MIN.		
	<u>PRESET OPERATING PRESSURE:</u>		
	120 BAR		
	<u>MAXIMUM OPERATING PRESSURE:</u>		
	315 BAR		
	<u>TANK LINE PRESSURE:</u>		
	25 BAR		
	<u>PORT IDENTIFICATION</u>		
	PORT (B) CLOSEST TO SPRING		
	PORT (A) CLOSEST TO LEVER		
			
	PLEASE NOTE: ALL O.E.M. NAMES OR NUMBERS ARE FOR REFERENCE USE ONLY		PAGE A 2



Part Number	VALVES MONOBLOCK		RETAIL:
			01-10-2022
	<u>MB - 5 - TAK - BOK SERIES</u>		
	(90 LITRES FLOW RATE 1/2" PORTS)		
60H-MB-5-1-1-2	MB - 5 / 1 S - 3 / 1 8 L / G - 4 - 6 / M 3	ONE SPOOL	
60H-MB-5-2-1-2	MB - 5 / 2 S - 3 / 1 8 L / G - 4 - 6 / M 3	TWO SPOOL	
60H-MB-5-3-1-2	MB - 5 / 3 S - 3 / 1 8 L / G - 4 - 6 / M 3	THREE SPOOL	
60H-MB-5-4-1-2	MB - 5 / 4 S - 3 / 1 8 L / G - 4 - 6 / M 3	FOUR SPOOL	
60H-MB-5-5-1-2	MB - 5 / 5 S - 3 / 1 8 L / G - 4 - 6 / M 3	FIVE SPOOL	
60H-MB-5-6-1-2	MB - 5 / 6 S - 3 / 1 8 L / G - 4 - 6 / M 3	SIX SPOOL	
	<u>POSSIBLE OPTIONS</u>		
60H-YLMB5COPG6	POWER BEYOND POSSIBLE ; USE POWER BEYOND SLEEVE		
60H-4B-08	CLOSED CENTER POSSIBLE ; USE ABOVE & 1/2" BSPP HEX ADAPTOR & WASHER		
	<u>SPOOL TYPE</u>		
60H-YLMB53001	SPOOL DOUBLE ACTING ON PORT (A & B) (SPOOL TYPE 1)		
60H-YLMB53002	SPOOL MOTOR ACTING ON PORT (A & B) (SPOOL TYPE 2)		
60H-YLMB53003	SPOOL SINGLE ACTING ON PORT (A) (SPOOL TYPE 3) (SPOOL IN) LEVER OUT		
60H-YLMB53004	SPOOL SINGLE ACTING ON PORT (B) (SPOOL TYPE 4) (SPOOL OUT) LEVER IN		
	<u>SPOOL CONTROL</u>		
60H-YLMB54061	3 POSITION DETENT KIT TYPE (6-1)		
60H-YLMB54092	1 POSITION DETENT KIT TYPE (9-2) DETENT IN PORT B WITH SPRING CENTRED		
60H-YLMB54093	1 POSITION DETENT KIT TYPE (9-3) DETENT IN PORT A WITH SPRING CENTRED		
60H-YLMB54080	PNEUMATIC CONTROL KIT TYPE (8P)		
60H-YLMB58EP3	ELECTRO PNEUMATIC CONTROL KIT TYPE (8EP3) 12 OR 24 VOLT (TO BE ADDED TO ABOVE)		
60H-YLMB55002	JOYSTICK KIT TYPE (LCB)		
60H-YLMB54082	DUAL CONTROL KIT TYPE (8D2)		
60H-MB5-1DRHL	ROTARY DETENT KIT TYPE PLUS LEVER		
	<u>ACCESSORIES</u>		
60H-YLMB55000	LEVER BOX KIT TYPE (L)		
60H-YLMB54008	END CAP KIT TYPE (8)		
60H-YLMB55001	DUST CAP KIT TYPE (SPL)		
60H-YLMB10200	LEVER KIT TYPE (YLO1M10X200)		
60H-YLMB52003	RELIEF VALVE CARTRIDGE TYPE (AG-3) RANGE 125 - 250 BAR		
60H-YLMB52002S	RELIEF VALVE SPRING KIT TYPE (DG-2) RANGE 80 - 160 BAR		
60H-YLMB52003S	RELIEF VALVE SPRING KIT TYPE (DG-3) RANGE 125 - 250 BAR		
60H-YLMB52004S	RELIEF VALVE SPRING KIT TYPE (DG-4) RANGE 200 - 315 BAR		
	<u>TECHNICAL SPECIFICATIONS</u>		
	<u>THREADS AND SIZES:</u>		
	A - PORT ON TOP	1/2" BSPP	
	B - PORT ON TOP	1/2" BSPP	
	P - PORT ON TOP	1/2" BSPP	
	T - PORT ON TOP	3/4" BSPP	
	C/O - PORT ON SIDE	3/4" BSPP	
	<u>RECOMMENDED FLOW RATE:</u>		
	80 LITRES PER MIN.		
	<u>PRESET OPERATING PRESSURE:</u>		
	120 BAR		
	<u>MAXIMUM OPERATING PRESSURE:</u>		
	315 BAR		
	<u>TANK LINE PRESSURE:</u>		
	25 BAR		
	<u>PORT IDENTIFICATION</u>		
	PORT (A) CLOSEST TO SPRING		
	PORT (B) CLOSEST TO LEVER		
			
	PLEASE NOTE: ALL O.E.M. NAMES OR NUMBERS ARE FOR REFERENCE USE ONLY		PAGE A 4

Part Number	VALVES STACK		RETAIL:
			01-10-2022
	<u>SN - 4 - TAK - BOK SERIES</u>		
	(80 LITRES FLOW RATE 1/2" PORTS)		
61H-SN-4-1-1-2	SN - 4 / 1 S - 3 / 1 8 L / P 3 T / G - 4 - 6 / M 3	ONE SPOOL	
61H-SN-4-2-1-2	SN - 4 / 2 S - 3 / 1 8 L / P 3 T / G - 4 - 6 / M 3	TWO SPOOL	
61H-SN-4-3-1-2	SN - 4 / 3 S - 3 / 1 8 L / P 3 T / G - 4 - 6 / M 3	THREE SPOOL	
61H-SN-4-4-1-2	SN - 4 / 4 S - 3 / 1 8 L / P 3 T / G - 4 - 6 / M 3	FOUR SPOOL	
61H-SN-4-5-1-2	SN - 4 / 5 S - 3 / 1 8 L / P 3 T / G - 4 - 6 / M 3	FIVE SPOOL	
61H-SN-4-6-1-2	SN - 4 / 6 S - 3 / 1 8 L / P 3 T / G - 4 - 6 / M 3	SIX SPOOL	
61H-SN-4-7-1-2	SN - 4 / 7 S - 3 / 1 8 L / P 3 T / G - 4 - 6 / M 3	SEVEN SPOOL	
61H-SN-4-8-1-2	SN - 4 / 8 S - 3 / 1 8 L / P 3 T / G - 4 - 6 / M 3	EIGHT SPOOL	
61H-SN-4-9-1-2	SN - 4 / 9 S - 3 / 1 8 L / P 3 T / G - 4 - 6 / M 3	NINE SPOOL	
61H-SN-4-10-1-2	SN - 4 / 10 S - 3 / 1 8 L / P 3 T / G - 4 - 6 / M 3	TEN SPOOL	
61H-SN-4-11-1-2	SN - 4 / 11 S - 3 / 1 8 L / P 3 T / G - 4 - 6 / M 3	ELEVEN SPOOL	
61H-SN-4-12-1-2	SN - 4 / 12 S - 3 / 1 8 L / P 3 T / G - 4 - 6 / M 3	TWELVE SPOOL	
	<u>SPOOL TYPE</u>		
61H-YLWSN42001	SPOOL DOUBLE ACTING ON PORT (A & B)	(SPOOL TYPE 1)	
61H-YLWSN42002	SPOOL MOTOR ACTING ON PORT (A & B)	(SPOOL TYPE 2)	
61H-YLWSN42003	SPOOL SINGLE ACTING ON PORT (A)	(SPOOL TYPE 3) (SPOOL OUT) LEVER IN	
61H-YLWSN42004	SPOOL SINGLE ACTING ON PORT (B)	(SPOOL TYPE 4) (SPOOL IN) LEVER OUT	
61H-YLWSN45003	PORT RELIEF VALVES PER PORT P (G3-100) RANGE 100 TO 250 BAR		
61H-YLWSN45004	PORT RELIEF VALVES PER PORT P (G4-200) RANGE 200 TO 315 BAR		
	<u>SPOOL CONTROL</u>		
61H-YLWSN43061	3 POSITION DETENT KIT TYPE (6-1)		
61H-YLWSN43092	1 POSITION DETENT KIT TYPE (9-2) DETENT IN PORT B WITH SPRING CENTRED		
61H-YLWSN43093	1 POSITION DETENT KIT TYPE (9-3) DETENT IN PORT A WITH SPRING CENTRED		
61H-YLWSN43080	PNEUMATIC CONTROL KIT TYPE (8P)		
61H-YLWSN48EP3	ELECTRO PNEUMATIC CONTROL KIT TYPE (8EP3) 12 OR 24 VOLT (TO BE ADDED TO ABOVE)		
61H-YLWSN430810	HYDRAULIC PILOT CONTROL KIT TYPE (8IM)		
61H-JHP-1-1S-G2	HYDRAULIC PILOT JOY - STICK PER SECTION PILOT PRESSURE 2 - 20 Bar 1/4" Bsp PORTS		
61H-JHP-1-1S-FD	HYDRAULIC PILOT JOY - STICK FRICTION DETENT PILOT PRESSURE 2 - 20 Bar 1/4" Bsp PORTS		
61H-JHP-201-LCB	HYDRAULIC PILOT JOY - STICK 4 Way PILOT PRESSURE 2 - 20 Bar 1/4" Bsp PORTS		
61H-YLWSN44002	VALVE JOYSTICK KIT MANUAL TYPE (LCB)		
61H-YLWSN43082	DUAL CONTROL KIT TYPE (8D2)		
61H-SN4-1DRHL	ROTARY DETENT KIT TYPE PLUS LEVER		
	<u>ACCESSORIES</u>		
61H-YLWSN44000	LEVER BOX	KIT TYPE (L)	
61H-YLWSN44001	DUST CAP	KIT TYPE (SPL)	
61H-YLWSN43008	END CAP	KIT TYPE (8)	
61H-YLWSN10200	LEVER	KIT TYPE (YLO1M10X200)	
61H-YLPSN43003	RELIEF VALVE CARTRIDGE	TYPE (DG-3) RANGE 125 - 250 BAR	
61H-YLPSN43002S	RELIEF VALVE SPRING	KIT TYPE (DG-2) RANGE 80 - 160 BAR	
61H-YLPSN43003S	RELIEF VALVE SPRING	KIT TYPE (DG-3) RANGE 125 - 250 BAR	
61H-YLPSN43004S	RELIEF VALVE SPRING	KIT TYPE (DG-4) RANGE 200 - 315 BAR	
61H-YLPEPCFSN4	PRESSURE COMPENSATED FLOW DIVIDER		
	<u>TECHNICAL SPECIFICATIONS:</u>		
	P - PORT	1/2" BSPP	
	A - PORT (SPRING)	1/2" BSPP	
	B - PORT (LEVER)	1/2" BSPP	
	T - PORT	3/4" BSPP	
	CO - PORT	3/4" BSPP	
	<u>RECOMMENDED FLOW RATE:</u>		
	80 LITRES PER MIN.		
	<u>MAX OPERATING PRESSURE:</u>		
	315 BAR		
	<u>PORT PRESSURE:</u>		
	315 BAR		
	<u>TANK LINE PRESSURE:</u>		
	25 BAR		
			
	PLEASE NOTE: ALL O.E.M. NAMES OR NUMBERS ARE FOR REFERENCE USE ONLY		PAGE B 1


Part Number	VALVES STACK		RETAIL: 01-10-2022
	<u>SN - 6 - TAK - BOK SERIES</u>		
	(150 LITRES FLOW RATE 3/4" PORTS)		
61H-SN-6-1-3-4	SN - 6 / 1 S - 3 / 1 8 L / P3T / G - 6 - 1 / M 3	ONE SPOOL	
61H-SN-6-2-3-4	SN - 6 / 2 S - 3 / 1 8 L / P3T / G - 6 - 1 / M 3	TWO SPOOL	
61H-SN-6-3-3-4	SN - 6 / 3 S - 3 / 1 8 L / P3T / G - 6 - 1 / M 3	THREE SPOOL	
61H-SN-6-4-3-4	SN - 6 / 4 S - 3 / 1 8 L / P3T / G - 6 - 1 / M 3	FOUR SPOOL	
61H-SN-6-5-3-4	SN - 6 / 5 S - 3 / 1 8 L / P3T / G - 6 - 1 / M 3	FIVE SPOOL	
61H-SN-6-6-3-4	SN - 6 / 6 S - 3 / 1 8 L / P3T / G - 6 - 1 / M 3	SIX SPOOL	
61H-SN-6-7-3-4	SN - 6 / 7 S - 3 / 1 8 L / P3T / G - 6 - 1 / M 3	SEVEN SPOOL	
61H-SN-6-8-3-4	SN - 6 / 8 S - 3 / 1 8 L / P3T / G - 6 - 1 / M 3	EIGHT SPOOL	
	<u>SPOOL TYPE</u>		
61H-YLWSN62001	SPOOL DOUBLE ACTING ON PORT (A & B)	(SPOOL TYPE 1)	
61H-YLWSN62002	SPOOL MOTOR ACTING ON PORT (A & B)	(SPOOL TYPE 2)	
61H-YLWSN62003	SPOOL SINGLE ACTING ON PORT (A)	(SPOOL TYPE 3) (SPOOL OUT) LEVER IN	
61H-YLWSN62004	SPOOL SINGLE ACTING ON PORT (B)	(SPOOL TYPE 4) (SPOOL IN) LEVER OUT	
61H-YLWSN65003	PORT RELIEF VALVES PER PORT P (G3-100) RANGE 100 TO 250 BAR		
61H-YLWSN65004	PORT RELIEF VALVES PER PORT P (G4-200) RANGE 200 TO 315 BAR		
	<u>SPOOL CONTROL</u>		
61H-YLWSN63061	3 POSITION DETENT KIT TYPE (6-1)		
61H-YLWSN63092	1 POSITION DETENT	KIT TYPE (9-2) DETENT IN PORT B WITH SPRING CENTRED	
61H-YLWSN63093	1 POSITION DETENT	KIT TYPE (9-3) DETENT IN PORT A WITH SPRING CENTRED	
61H-YLWSN63080	PNEUMATIC CONTROL KIT TYPE (8P)		
61H-YLWSN68EP3	ELECTRO PNEUMATIC CONTROL KIT TYPE (8EP3) 12 OR 24 VOLT (TO BE ADDED TO ABOVE)		
61H-YLWSN630810	HYDRAULIC PILOT CONTROL KIT TYPE (8IM)		
61H-JHP-1-1S-G2	HYDRAULIC PILOT JOY - STICK PER SECTION PILOT PRESSURE 2 - 20 Bar 1/4" Bsp PORTS		
61H-JHP-1-1S-FD	HYDRAULIC PILOT JOY - STICK FRICTION DETENT PILOT PRESSURE 2 - 20 Bar 1/4" Bsp PORTS		
61H-JHP-201-LCB	HYDRAULIC PILOT JOY - STICK 4 WAY PILOT PRESSURE 2 - 20 Bar 1/4" Bsp PORTS		
61H-YLWSN64002	JOYSTICK	KIT TYPE (LCB)	
61H-YLWSN63082	DUAL CONTROL	KIT TYPE (8D2)	
61H-SN6-1DRHL	ROTARY DETENT	KIT TYPE PLUS LEVER	
	<u>ACCESSORIES</u>		
61H-YLWSN64000	LEVER BOX	KIT TYPE (L)	
61H-YLWSN64001	DUST CAP	KIT TYPE (SPL)	
61H-YLWSN63008	END CAP	KIT TYPE (8)	
61H-YLWSN10200	LEVER	KIT TYPE (YLO1M10X200)	
61H-YLPSN63003	RELIEF VALVE CARTRIDGE	TYPE (FG-3) RANGE 63 - 200 BAR	
61H-YLPSN63002S	RELIEF VALVE SPRING	KIT TYPE (FG-3) RANGE 63 - 200 BAR	
61H-YLPSN63003S	RELIEF VALVE SPRING	KIT TYPE (FG-4) RANGE 160 - 315 BAR	
61H-YLPSN63000	PILOT OPERATED RELIEF	KIT TYPE (XFG) RANGE 25 - 315 BAR	
61H-YLPEPCFSN6	PRESSURE COMPENSATED FLOW DIVIDER		
	<u>TECHNICAL SPECIFICATIONS:</u>		
	P - PORT	3/4" BSPP	
	A - PORT (SPRING)	3/4" BSPP	
	B - PORT (LEVER)	3/4" BSPP	
	T - PORT	1" BSPP	
	CO - PORT	1" BSPP	
	<u>RECOMMENDED FLOW RATE:</u>		
	150 LITRES PER MIN.		
	<u>MAX OPERATING PRESSURE:</u>		
	315 BAR		
	<u>PORT PRESSURE:</u>		
	315 BAR		
	<u>TANK LINE PRESSURE:</u>		
	25 BAR		
			
	PLEASE NOTE: ALL O.E.M. NAMES OR NUMBERS ARE FOR REFERENCE USE ONLY		

Part Number	VALVES STACK		RETAIL:
			01-10-2022
	<u>SN - 8 - TAK - BOK SERIES</u>		
	(250 LITRES FLOW RATE 1" PORTS)		
61H-SN-8-1-1	SN - 8 / 1 S - XHG / 18 L / P3T / G - 8 - 10 / M 3	ONE SPOOL	
61H-SN-8-2-1	SN - 8 / 2 S - XHG / 18 L / P3T / G - 8 - 10 / M 3	TWO SPOOL	
61H-SN-8-3-1	SN - 8 / 3 S - XHG / 18 L / P3T / G - 8 - 10 / M 3	THREE SPOOL	
61H-SN-8-4-1	SN - 8 / 4 S - XHG / 18 L / P3T / G - 8 - 10 / M 3	FOUR SPOOL	
61H-SN-8-5-1	SN - 8 / 5 S - XHG / 18 L / P3T / G - 8 - 10 / M 3	FIVE SPOOL	
61H-SN-8-6-1	SN - 8 / 6 S - XHG / 18 L / P3T / G - 8 - 10 / M 3	SIX SPOOL	
61H-SN-8-7-1	SN - 8 / 7 S - XHG / 18 L / P3T / G - 8 - 10 / M 3	SEVEN SPOOL	
61H-SN-8-8-1	SN - 8 / 8 S - XHG / 18 L / P3T / G - 8 - 10 / M 3	EIGHT SPOOL	
	<u>SPOOL TYPE</u>		
61H-YLWSN82001	SPOOL DOUBLE ACTING ON PORT (A & B)	(SPOOL TYPE 1)	
61H-YLWSN82002	SPOOL MOTOR ACTING ON PORT (A & B)	(SPOOL TYPE 2)	
61H-YLWSN82003	SPOOL SINGLE ACTING ON PORT (A)	(SPOOL TYPE 3) (SPOOL OUT) LEVER IN	
61H-YLWSN82004	SPOOL SINGLE ACTING ON PORT (B)	(SPOOL TYPE 4) (SPOOL IN) LEVER OUT	
61H-YLWSN85003	PORT RELIEF VALVE (G3-100) RANGE 100 TO 250 BAR		
61H-YLWSN85004	PORT RELIEF VALVE (G4-200) RANGE 200 TO 315 BAR		
	<u>SPOOL CONTROL</u>		
61H-YLWSN83061	3 POSITION DETENT KIT TYPE (6-1)		
61H-YLWSN83062	2 POSITION DETENT KIT TYPE (6-2)		
61H-YLWSN83063	2 POSITION DETENT KIT TYPE (6-3)		
61H-YLWSN83091	2 POSITION DETENT KIT TYPE (9-1) DETENT IN PORT A AND B WITH SPRING CENTRED		
61H-YLWSN83092	1 POSITION DETENT KIT TYPE (9-2) DETENT IN PORT B WITH SPRING CENTRED		
61H-YLWSN83093	1 POSITION DETENT KIT TYPE (9-3) DETENT IN PORT A WITH SPRING CENTRED		
61H-YLWSN83080	PNEUMATIC CONTROL KIT TYPE (8P)		
61H-YLWSN88EP3	ELECTRO PNEUMATIC CONTROL KIT TYPE (8EP3) 12 OR 24 VOLT (TO BE ADDED TO ABOVE)		
61H-YLWSN830810	HYDRAULIC PILOT CONTROL KIT TYPE DOUBLE ACTING SPOOL (18IM)		
61H-YLWSN830811	HYDRAULIC PILOT CONTROL KIT TYPE MOTOR ACTING SPOOL (28IM)		
61H-JHP-1-1S-G2	HYDRAULIC PILOT JOY - STICK PER SECTION PILOT PRESSURE 2 - 20 Bar 1/4" Bsp PORTS		
61H-JHP-1-1S-FD	HYDRAULIC PILOT JOY - STICK FRICTION DETENT PILOT PRESSURE 2 - 20 Bar 1/4" Bsp PORTS		
61H-JHP-201-LCB	HYDRAULIC PILOT JOY - STICK 4 WAY PILOT PRESSURE 2 - 20 Bar 1/4" Bsp PORTS		
61H-YLWSN83082	DUAL CONTROL KIT TYPE (8D2)		
61H-SN8-1DRHL	ROTARY DETENT KIT TYPE PLUS LEVER		
	<u>ACCESSORIES</u>		
61H-YLWSN84000	LEVER BOX	KIT TYPE (L)	
61H-YLWSN84001	DUST CAP	KIT TYPE (SPL)	
61H-YLWSN83008	END CAP	KIT TYPE (8)	
61H-YLWSN12200	LEVER	KIT TYPE (YLO9M12X200)	
61H-YLPSN83000	RELIEF VALVE CARTRIDGE KIT TYPE (XHG) RANGE 25 - 315 BAR		
61H-YLPSN83002S	RELIEF VALVE SPRING KIT TYPE (G2-63) RANGE 63 - 125 BAR		
61H-YLPSN83003S	RELIEF VALVE SPRING KIT TYPE (G3-100) RANGE 100 - 250 BAR		
61H-YLPSN83004S	RELIEF VALVE SPRING KIT TYPE (G4-200) RANGE 200 - 315 BAR		
61H-YLPEPCFSN8	PRESSURE COMPENSATED FLOW DIVIDER		
	<u>TECHNICAL SPECIFICATIONS:</u>		
	P - PORT	1" BSPP	
	A - PORT (SPRING)	1" BSPP	
	B - PORT (LEVER)	1" BSPP	
	T - PORT	1-1/4" BSPP	
	CO - PORT	1-1/4" BSPP	
	<u>RECOMMENDED FLOW RATE:</u>		
	250 LITRES PER MIN.		
	<u>MAX OPERATING PRESSURE:</u>		
	315 BAR		
	<u>PORT PRESSURE:</u>		
	315 BAR		
	<u>TANK LINE PRESSURE:</u>		
	25 BAR		
	PLEASE NOTE: ALL O.E.M. NAMES OR NUMBERS ARE FOR REFERENCE USE ONLY		PAGE B 3

<u>Part Number</u>	VALVES PROPORTIONAL MODULAR	RETAIL:
		01-10-2022
	<u>PV- 4 PROPORTIONAL VALVE</u>	
	(140 LITRES FLOW RATE)	
	<u>PV-4 Features;</u>	
	1. Oil flow to an individual function is independent of the load pressure of this function	
	2. Oil flow to one function is independent of the load pressure of other functions	
	3 .The load sensing function can be used in a simple directional control valve to an advanced electrically controlled load- independent proportional valve	
	4. Great spool control , spool flow or pressure selection from 10 litres to 130 litres	
	5. Energy - saving	
	<u>PROPORTIONAL VALVE MECHANICALLY ACTUATED SPRING CENTERED</u>	
61H-PV4-1-DASP	CONTROL VALVE PROPORTIONAL PV - 4 / 1 - DA - SP	ONE SPOOL
61H-PV4-2-DASP	CONTROL VALVE PROPORTIONAL PV - 4 / 2 - DA - SP	TWO SPOOL
61H-PV4-3-DASP	CONTROL VALVE PROPORTIONAL PV - 4 / 3 - DA - SP	THREE SPOOL
61H-PV4-4-DASP	CONTROL VALVE PROPORTIONAL PV - 4 / 4 - DA - SP	FOUR SPOOL
61H-PV4-5-DASP	CONTROL VALVE PROPORTIONAL PV - 4 / 5 - DA - SP	FIVE SPOOL
61H-PV4-6-DASP	CONTROL VALVE PROPORTIONAL PV - 4 / 6 - DA - SP	SIX SPOOL
61H-PV4-7-DASP	CONTROL VALVE PROPORTIONAL PV - 4 / 7 - DA - SP	SEVEN SPOOL
61H-PV4-8-DASP	CONTROL VALVE PROPORTIONAL PV - 4 / 8 - DA - SP	EIGHT SPOOL
61H-PV4-9-DASP	CONTROL VALVE PROPORTIONAL PV - 4 / 9 - DA - SP	NINE SPOOL
61H-PV4-10-DASP	CONTROL VALVE PROPORTIONAL PV - 4 / 10 - DA - SP	TEN SPOOL
	<u>PROPORTIONAL VALVE MECHANICALLY ACTUATED SPRING CENTERED WITH L/S PRV</u>	
61H-PV4-1-LSPR	CONTROL VALVE PROPORTIONAL WITH L/S PRV ; PV - 4 / 1 - DA - SP-L/S PRV	ONE SPOOL
61H-PV4-2-LSPR	CONTROL VALVE PROPORTIONAL WITH L/S PRV ; PV - 4 / 2 - DA - SP-L/S PRV	TWO SPOOL
61H-PV4-3-LSPR	CONTROL VALVE PROPORTIONAL WITH L/S PRV ; PV - 4 / 3 - DA - SP-L/S PRV	THREE SPOOL
61H-PV4-4-LSPR	CONTROL VALVE PROPORTIONAL WITH L/S PRV ; PV - 4 / 4 - DA - SP-L/S PRV	FOUR SPOOL
61H-PV4-5-LSPR	CONTROL VALVE PROPORTIONAL WITH L/S PRV ; PV - 4 / 5 - DA - SP-L/S PRV	FIVE SPOOL
61H-PV4-6-LSPR	CONTROL VALVE PROPORTIONAL WITH L/S PRV ; PV - 4 / 6 - DA - SP-L/S PRV	SIX SPOOL
61H-PV4-7-LSPR	CONTROL VALVE PROPORTIONAL WITH L/S PRV ; PV - 4 / 7 - DA - SP-L/S PRV	SEVEN SPOOL
61H-PV4-8-LSPR	CONTROL VALVE PROPORTIONAL WITH L/S PRV ; PV - 4 / 8 - DA - SP-L/S PRV	EIGHT SPOOL
61H-PV4-9-LSPR	CONTROL VALVE PROPORTIONAL WITH L/S PRV ; PV - 4 / 9 - DA - SP-L/S PRV	NINE SPOOL
61H-PV4-10-LSPR	CONTROL VALVE PROPORTIONAL WITH L/S PRV ; PV - 4 / 10 - DA - SP-L/S PRV	TEN SPOOL
	<u>TECHNICAL SPECIFICATIONS:</u>	
	P - PORT	3/4" BSPP
	A - PORT (LEVER)	1/2" BSPP
	B - PORT (SPRING)	1/2" BSPP
	T - PORT	3/4" BSPP
	<u>RECOMMENDED FLOW RATE:</u>	
	140 LITRES PER MIN.	
	<u>MAX OPERATING PRESSURE:</u>	
	350 BAR	
	<u>PORT PRESSURE:</u>	
	350 BAR	
	<u>TANK LINE PRESSURE:</u>	
	40 BAR	
		
	PLEASE NOTE: ALL O.E.M. NAMES OR NUMBERS ARE FOR REFERENCE USE ONLY	
		PAGE B 4

Part Number	VALVES PROPORTIONAL MODULAR		RETAIL:
			01-10-2022
	<u>PV- 4 PROPORTIONAL VALVE STANDARD SERIES</u>		
	(140 LITRES FLOW RATE)		
	<u>Pump Side Module Options:</u> (Can be modified for Open Center fixed displacement pump)		
61H-PV4P0201	For mechanically actuated valves Closed centre Pump with variable displacement		
61H-PV4P0205	Pilot oil supply for electrically actuated and connection for pilot oil pressure Close centre Pump variable displacement		
61H-PV4P0206H	Pilot oil supply for hydraulic actuation and connection for pilot oil pressure Closed centre Pump Side Module for pumps with variable displacement		
	<u>Mid-Inlet Options:</u>		
61H-PV4P0304	Max spool oil flow 230L/m With pilot oil supply for electrically actuation valves Closed centre Mid-Inlet Module for pumps with variable displacement		
	<u>Basic Module Options:</u>		
61H-PV4V04-G4	Non - damped pressure compensated valve		
61H-PV4V04U-G4	Non - damped pressure compensated valve with shock and suction valves		
	<u>A and B Port Options:</u>		
61H-PV4U300	Shock and Suction valve; Bar 50, 100, 150, 210, 250, 300, 350		
61H-PV4C	Suction and Anti-Cavitation Valve		
61H-PV4DST	Plug		
	<u>Spool options</u>		
61H-PV4201XXX	Double acting; Flow rates; 5, 10, 25, 40, 65, 100, 130 Litres		
61H-PV4202XXX	Motor acting ; Flow rates; 5, 10, 25, 40, 65, 100, 130 Litres		
61H-PV4204XXX	Single acting ; Flow rates; 10, 25, 40, 65, 100, Litres		
	<u>A; Side Actuation Options:</u>		
61H-PV4LM	Lever assembly with adjustments		
61H-PV4LEVER	Lever only		
	<u>B; Side Actuation Options:</u>		
61H-PV4CO	Cover Standard (CO)		
61H-PV4FD	Cover Friction detent (FD)		
61H-PV4HA-G2	Cover Hydraulic actuation (HA)		
61H-EPVO-H0101	Cover Electrical on/off 11v - 30v (EPVO)		
61H-EPVM-H0111	Cover Electrical proportional LVT 12VDC (EPVM)		
61H-EPVM-H0121	Cover Electrical proportional LVT 24VDC (EPVM)		
61H-EPVE-12	Cover Electrical proportional PWM 12VDC (EPVE)		
61H-EPVE-24	Cover Electrical proportional PWM 24VDC (EPVE)		
	<u>End Plate Options:</u>		
61H-PV4C0201	Standard End Plate		
61H-PV4C0202	Special End Plate with LS Port G1/4"		
	<u>Tie Rod Kits Options:</u>		
61H-PV4M-0XX	One to Ten Section Tie Kits		
	<u>Seal Kit per Section</u>		
61H-2BMPV400539	Seal Kit Work Section		
61H-2BMPV400375	Seal Kit LM CO HA FD		
61H-2BMPV400541	Seal Kit End Plate		
61H-2BMEPV0050	Seal Kit EPVO		
61H-2BMEPV0052	Seal Kit EPVM		
61H-PV4-LAB-1	Labour to set pressures and flow on test bench per spool		

Part Number	REMOTE VALVE CONTROLS		RETAIL:
			01-10-2022
	<u>PILOT CONTROL SERIES</u>		
61H-JHP-1-1S-G2	HYDRAULIC PILOT HAND LINEAR OPERATION (Spring return; to center position)		
61H-JHP-1-1S-FD	HYDRAULIC PILOT HAND LINEAR OPERATION (Friction detent; stop in any position)		
61H-JHP-1-1SLES	HYDRAULIC PILOT HAND LINEAR OPERATION (Safety lock spring return; to center position)		
61H-JHP-201-LCB	HYDRAULIC PILOT HAND JOYSTICK OPERATION (4 X Way hand spring return; to center position)		
61H-PHP1-02-G2	HYDRAULIC PILOT FOOT LINEAR OPERATION (Foot control spring return; to center position)		
61H-PVH-1	ELECTRIC PROPORTIONAL OPERATION (Spring return; to center position EPVM Proportional Coil)		
	<u>JHP-1</u>		
	<u>TECHNICAL SPECIFICATIONS</u>		
	ALL 4 PORTS P - T - 1 - 2	1/4" BSPP	
	INPUT FLOW ;	5 - 20 L/min	
	INLET PRESSURE ;	30 - 100 BAR	
	OUTLET PRESSURE ;	0 - 20 BAR	
	BACK PRESSURE ;	3 BAR	
	STACKABLE	1 - 10 SECTIONS	
	<u>JHP-2</u>		
	<u>TECHNICAL SPECIFICATIONS</u>		
	ALL 6 PORTS P - T - 1 - 2 - 3 - 4 ;	1/4" BSPP	
	INPUT FLOW ;	5 - 20 L/min	
	INLET PRESSURE ;	30 - 100 BAR	
	OUTLET PRESSURE ;	0 - 20 BAR	
	BACK PRESSURE ;	3 BAR	
	<u>PHP-1</u>		
	<u>TECHNICAL SPECIFICATIONS</u>		
	ALL 4 PORTS P - T - 1 - 2	1/4" BSPP	
	INPUT FLOW ;	5 - 20 L/min	
	INLET PRESSURE ;	30 - 100 BAR	
	OUTLET PRESSURE ;	0 - 20 BAR	
	BACK PRESSURE ;	3 BAR	
	<u>61H-PVH-1</u>		
	<u>TECHNICAL SPECIFICATIONS</u>		
	STACKABLE BODYS ;	1 - 10 SECTIONS	
	RANGE ; 11 - 30 VDC. CURRENT CONSUMPTION; Max. 100 mA		
	OUTPUT VOLTAGE; Us 0.25 - 0.75 UDC. NEUTRAL VOLTAGE; Us 0.5 UDC		
	MAX. CURRENT OF THE POWER SWITCH; ON/OFF 1A. CONTROL ANGLE; Single 20°		

Part Number	VALVES SOLENOID		RETAIL:
			01-10-2022
	<u>NG 10 DIRECTIONAL CONTROL VALVES</u> (120 Litres Flow Rate 315 Bar Rated)		
62H-4WE10-E-XX	NG 10 DOUBLE SOLENOID VALVE	ALL PORTS BLOCKED	E CODE 3C2
62H-4WE10-H-XX	NG 10 DOUBLE SOLENOID VALVE	ALL PORTS OPEN	H CODE 3C3
62H-4WE10-J-XX	NG 10 DOUBLE SOLENOID VALVE	P CLOSED ; A & B & T OPEN	J CODE 3C4
62H-4WE10-G-XX	NG 10 DOUBLE SOLENOID VALVE	P TO T ; A & B BLOCKED	G CODE 3C6
62H-4WE10-D-XX	NG 10 SINGLE SOLENOID VALVE	P TO A ; T TO B ; IN TRANS CLOSED	D CODE 2B2
62H-4WE10-C-XX	NG 10 SINGLE SOLENOID VALVE	P TO A ; T TO B ; IN TRANS OPEN	C CODE 2B3
62H-4WE10-HA-XX	NG 10 SINGLE SOLENOID VALVE	ALL PORTS OPEN ; TWO POSITION	HA CODE 2B3B
	<u>VOLTAGE OPTIONS</u>		
	COIL SELECTION DC 12 VOLT OR DC 24 VOLT		
	COIL SELECTION AC 110 VOLT OR AC 220 VOLT		
	<u>NG 10 / 16 SUB PLATES</u>		
62H-ES5C34P	NG 10 SUB PLATE 3/4" P & T REAR A & B REAR		
62H-ES5C34L	NG 10 SUB PLATE 3/4" P & T SIDE A & B SIDE		
62H-ES5B34PLX3F	NG 10 SUB PLATE WITH RELIEF ONE STATION (55 - 315 Bar) 3/4" P & T SIDE A & B SIDE		
62H-ES710P	NG 16 SUB PLATE 1" P & T REAR A & B REAR X & Y REAR		
	<u>MODULAR CONTROLS</u>		
62H-ZDB-10-V-P	NG 10 RELIEF VALVE ON PORT P	(35 - 315 Bar Pressure)	
62H-Z2DB10VC	NG 10 RELIEF VALVE ON PORT A & B	(35 - 315 Bar Pressure)	
62H-Z2S10AB40	NG 10 CHECK VALVE PILOT CONTROL ON PORT A & B	(2 Bar Cracking Pressure)	
62H-Z2FS-10-AB3	NG 10 THROTTLE & CHECK METERING OUT OR IN ON PORT A & B	(Swop Plate 180)	
62H-ZDR10DP2	NG 10 MODULAR PRESURE REDUCING VALVE	(150 Bar - 0 Pressure)	
	<u>NG 10 ACCESSORIES</u>		
62H-Z8-120YC12V	NG 10 DC COIL 12V		
62H-Z8-120YC24V	NG 10 DC COIL 24V		
62H-J8-50YC110V	NG 10 AC COIL 110V		
62H-J8-50YC220V	NG 10 DC COIL 220V		
62H-C001123AC	HIRSHMAN & LED AC		
62H-C001123DC	HIRSHMAN & LED DC		
62H-M6X125L	BOLTS NG 10 M 6 X 125 (each)		
62H-M6X165L	BOLTS NG 10 M 6 X 165 (each)		
62H-M6X205L	BOLTS NG 10 M 6 X 205 (each)		
62H-4WE10B	NG10 END CAP BLANKING SCREW		
	<u>NG 10 DIRECTIONAL CONTROL VALVES</u> (200 Litres Flow Rate 315 Bar Rated)		
62H-4WEH10J6X6	NG10 PILOT OIL CONTROL VALVE DOUBLE ACTING	J CODE	(Including NG6 pilot valve)
	<u>NG 16 DIRECTIONAL CONTROL VALVES</u> (300 Litres Flow Rate 315 Bar Rated)		
62H-4WEH16E6X6	NG16 PILOT OIL CONTROL VALVE DOUBLE ACTING	E CODE	(Including NG6 pilot valve)
62H-4WEH16G6X6	NG16 PILOT OIL CONTROL VALVE DOUBLE ACTING	G CODE	(Including NG6 pilot valve)
62H-4WEH16J6X6	NG16 PILOT OIL CONTROL VALVE DOUBLE ACTING	J CODE	(Including NG6 pilot valve)
62H-4WEH16R6X6	NG16 PILOT OIL CONTROL VALVE DOUBLE ACTING	R CODE	(Including NG6 pilot valve)
	<u>NG 10 DOUBLE SOLENOID</u>	<u>NG 10 SINGLE SOLENOID</u>	
			
PLEASE NOTE: ALL O.E.M. NAMES OR NUMBERS ARE FOR REFERENCE USE ONLY			PAGE C 2

<u>Part Number</u>	MONOBLOCKS	RETAIL:
		01-10-2022
	<u>NG 6 MONOBLOCK WITH RELIEF (3/8" PORTS)</u>	
62H-3ES3B38X3F	NG 6 ONE STATION WITH RELIEF (55 - 315 Bar) 3/8" P&T SIDE A & B SIDE	
62H-EM213/2X3F	NG 6 TWO STATION WITH RELIEF (55 - 315 Bar) 3/8" P&T SIDE A & B SIDE	
62H-EM213/3X3F	NG 6 THREE STATION WITH RELIEF (55 - 315 Bar) 3/8" P&T SIDE A & B SIDE	
62H-EM213/4X3F	NG 6 FOUR STATION WITH RELIEF (55 - 315 Bar) 3/8" P&T SIDE A & B SIDE	
62H-EM213/5X3F	NG 6 FIVE STATION WITH RELIEF (55 - 315 Bar) 3/8" P&T SIDE A & B SIDE	
62H-EM213/6X3F	NG 6 SIX STATION WITH RELIEF (55 - 315 Bar) 3/8" P&T SIDE A & B SIDE	
	NG 6 MONOBLOCK PORTS ; P & T 1/2" BSPP A & B 3/8" BSPP	
62H-LDRDLWN	NG 6 RELIEF VALVE ADJUSTMENT RANGE (55 - 315 Bar) STANDARD	
	<u>NG 10 MONOBLOCK WITH RELIEF (1/2" PORTS)</u>	
62H-ES5B34PLX3F	NG 10 ONE STATION WITH RELIEF (55 - 315 Bar) 3/4" P & T SIDE A & B SIDE	
62H-EM205/2X3F	NG 10 TWO STATION WITH RELIEF (55 - 315 Bar) 3/4" P & T SIDE A & B SIDE	
62H-EM205/3X3F	NG 10 THREE STATION WITH RELIEF (55 - 315 Bar) 3/4" P & T SIDE A & B SIDE	
62H-EM205/4X3F	NG 10 FOUR STATION WITH RELIEF (55 - 315 Bar) 3/4" P & T SIDE A & B SIDE	
62H-EM205/5X3F	NG 10 FIVE STATION WITH RELIEF (55 - 315 Bar) 3/4" P & T SIDE A & B SIDE	
	NG10 MONOBLOCK PORTS ; P & T 3/4" BSPP A & B 1/2" BSPP	
62H-LDRFLWN	NG 10 RELIEF VALVE ADJUSTMENT RANGE (55 - 315 Bar) STANDARD	
	<u>ACCESSORIES</u>	
62H-NG6BP	NG 6 STATION BLANKING PLATE	
62H-NG10BP	NG 10 STATION BLANKING PLATE	



NG6



NG6



NG10



NG6



NG6



NG10



NG10 4WEH



NG16 4WEH

3 POSITION

4WE	E 	H 	J 	G
DSG	3C2 	3C3 	3C4 	3C60
SWH	C2 	C3 	C4 	C6
DG4V	2C 	0C 	6C 	8C
B(L)*H	34E0 	34EH 	34EY 	34EM

2 POSITION

4WE	D 	C 	HA 	
DSG	2B2 	2B3 	2B3B 	
SWH	B2 	B3 	C3B 	
DG4V	2A 	0A 	0B 	
B(L)*H	24E1 1 	—	24EH 	